


Specification

Curve Lighting System

AS3535-03W90

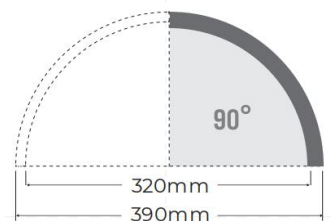
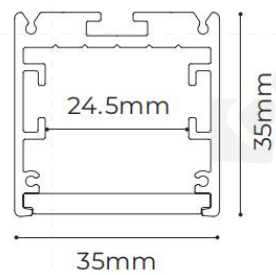


AS3535-03W90

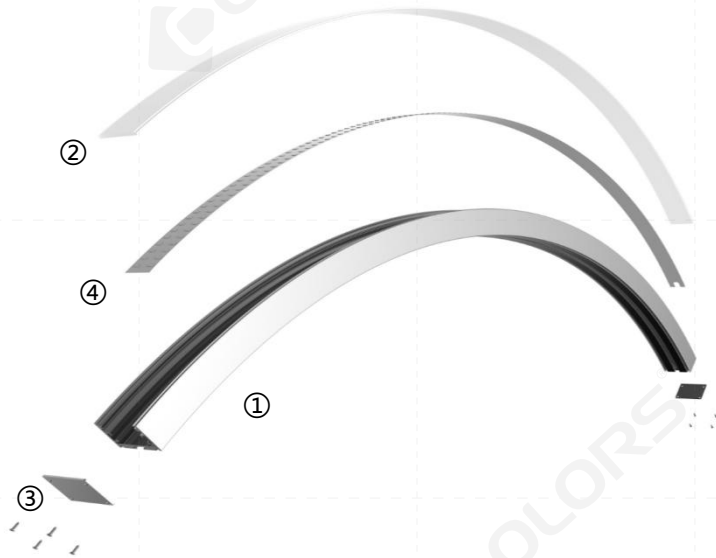


Features






- Various installation ways: pendant, recessed and surface mounted
- Ever-changing shapes generated by means of super free application and connections of lines and arcs
- Flexible diffuser making it easy for installation without connections for over length application and light leakage
- Specially designed light source with diffusers producing homogeneous and soft lighting
- AL6063-T5 aluminum profile with high-quality surface treatment and three optional colors of black, white and silver



Details





Optional Accessories

Picture	Item	Parameter	Model
	①Profile	Material: AL6063-T5 Profile weight: 0.24kg/ D320mm, 90° Size: 35x35mm, D320mm, 90° Surface processing: Spray	AS3535-03W90
	②Cover	Size: L20000*W32*H3.5mm Light transmittance: 55%	CV-AS3535FD
	③End cap	Size: L35*W35*H1.5mm	EC-AS3535
	④Flexible modular	Material: FPC,CCT:2700/3000/3500/4000/5000/ 6500K; CRI > 80/90; Voltage: 24V; Power: 19.2W/M; Lumen: 2880Lm/M; Width: 15mm; Minimum cutting unit: 8LEDs/50mm;	DS8160-24V- 15mm
		Material: FPC,CCT:RGB; CRI > 80; Voltage: 24V; Power: 25W/M; Lumen: 720Lm/M; Width: 15mm; Minimum cutting unit: 6LEDs/50mm;	DMA120-24V- 15mm



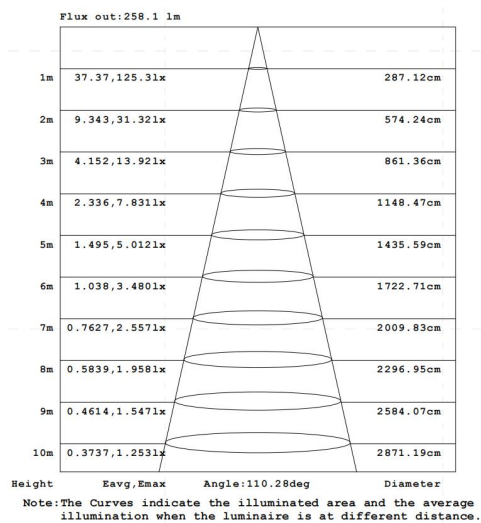
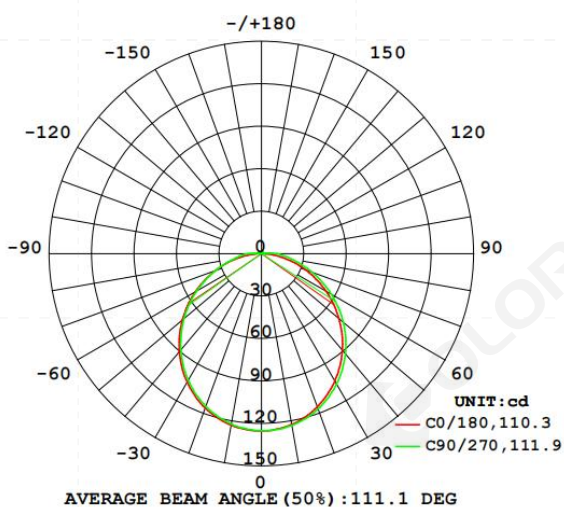
Picture	Item	Parameter	Model
	④Flexible modular	Material: FPC,CCT:RGB; CRI > 80; Voltage: 24V; Power: 20W/M; Lumen: 815Lm/M; Width: 15mm; Minimum cutting unit: 6LEDs/50mm;	DA168-24V-15mm
		Material: FPC,CCT:2700+6500K; CRI > 80/90; Voltage: 24V; Power: 19.2W/M; Lumen: 2880Lm/M; Width: 15mm; Minimum cutting unit: 16LEDs/50mm;	DS8320-24V-15mm
	Screw set	Size: M3.5*40mm	CL-01
	Pendant cable	Steel cable: D1.5*2000\4000mm\maximum load bearing:13Kg	PN-W
	Pendant cable	Size:20AWG\2000mm\maximum load bearing:6.5Kg	PE-K
	Surface mounted buckle	Size:11.2*8.5*22.5mm	CL-04
	Programmable digital controller	Power supply: DC 5V-24V input Power consumption : 2W Working temperature : Ta:0-20 °C~0+85 °C	K-1000C
	Programmable digital controller	Power supply: DC 5V-24V input Power consumption : 5W Working temperature : Ta:0-20 °C~0+85 °C	K-8000C
	RGB control receiver	Input voltage: DC12-48V Output current: 18A Output Power: Max 216W@12V/Max 432W@24V/ Max 648W@36V/Max 864W@48V Working temperature: -30°C- +55°C	CR3-GBA
	RGBW Remote	output signal: RF Working voltage: 3VDC(CR2032) Remote control distance: 30m Working temperature:Ta:0-30°C~0+55 °C	CK4-GBA



Picture	Item	Parameter	Model
	CCT control receiver	Input voltage : DC12-48V Output current: 8A Output Power: Max 192W@12V/Max 284W@24V/ Max 576W@36V/Max 768W@48V Working temperature: -30°C— +55°C	CR2-GBA
	CCT Remote	output signal: RF Working voltage: 3VDC(CR2032) Remote control distance: 30m Working temperature:Ta:0-30°C~0+55 °C	CK2-GBA

Optical Parameter

AS3535-03N90 module/DS8160-24V-15mm light source, frosted diffuser



Package



Components	Packaging material	Size(mm)	NW(kg)	GW(kg)	Content
03W90	Hat box	365*365*190mm	4.8kg	6.2kg	20pcs/box

